

## KEY FEATURES

- Enclosed Switching Power Supply
- Universal Input: 90-264 VAC
- With P.F.C. Function, PF>0.95
- High Efficiency up to 93%
- RoHS Compliant Design
- Ultra Compact Size: 6.0 x 4.18 x 1.38 Inches
- 3-Year Product Warranty



## ELECTRICAL SPECIFICATIONS

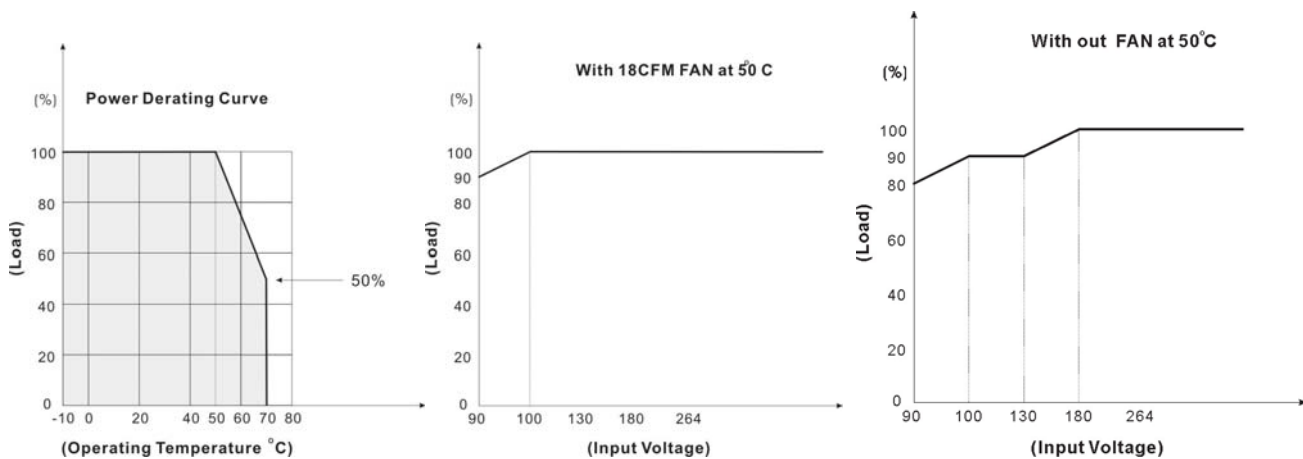
All specifications valid at normal input voltage, full load and +25°C after warm-up time unless otherwise stated.

Model No.	AQF240E-12S	AQF240E-15S	AQF240E-24S	AQF240E-28S	AQF240E-36S	AQF240E-32S	AQF240E-48S	
Max Output Wattage (W)	200W	220W	240W					
Input	Voltage (Note 3)		90-264 VAC or 120-370 VDC					
	Frequency (Hz)		47-63 Hz					
	Current (Full load)		<3.0 A max. (115 VAC) / <1.5 A max. (230 VAC)					
	Inrush Current (<2ms)		< 30 A max. (115 VAC) / < 60 A max. (230 VAC)					
	Leakage Current		< 0.5 mA max.					
	Power Factor		PF>0.98 (115 VAC) / PF>0.95 (230 VAC) at Full Load					
Output	Voltage (V.DC.)	12V	15V	24V	28V	36V	48V	
	Voltage Accuracy	±2%						
	Trim	±5% Output Voltage						
	Current (Convection) (A) max	16.66	14.66	10	8.57	6.66	7.5	
	Line Regulation	±1%						
	Load Regulation	±1%						
	Minimum Load	2%						
	Maximum Capacitive Load	470-23,000µF depending on model						
	Ripple & Noise (max.)	120mVp-p			200mVp-p			
	Efficiency (at 230VAC)	90%	90%	92%	92%	92%	92%	93%
Hold-up Time (Note 4)	12 ms min.							
Protection	Over Power Protection	Auto recovery						
	Over Voltage Protection	Latch Off						
	Short Circuit Protection	Protection level 1 (nominal) : Continuous, Auto recovery Protection level 2 (instantaneous high current) : Latch						
Isolation	Input-Output (V.AC)	4000VAC or 5656VDC						
	Input-FG (V.AC)	2000V						
	Output-FG (V.AC)	500V						
Environment	Operating Temperature	-10°C...+70°C (with derating)						
	Storage Temperature	-25°C...+85°C						
	Temperature Coefficient	±0.03%/°C ( 0~50°C )						
	Humidity	95% RH						
	MTBF	>120,000 h @ 25°C (MIL-HDBK-217F)						
	Vibration	10~500Hz, 2G 10min./1cycle, 60min. each along X, Y, Z axes.						
Physical	Dimensions (L x W x H)	6.0 x 4.18 x 1.38 Inches (150.0 x 106.0 x 35.0 mm ) Tolerance ±0.5 mm						
	Weight	610 g						
	Cooling Method	Free convection or 18CFM						
Safety	Agency Approvals	IEC / EN 60950(15S, 28S, 36S N/A), UL/ IEC / EN 62368-1(15S, 28S, 36S N/A)						
EMC	EMI (Conducted & Radiated Emission)	EN 55032 class B						
	EMS (Noise Immunity)	EN 55024						

## NOTE

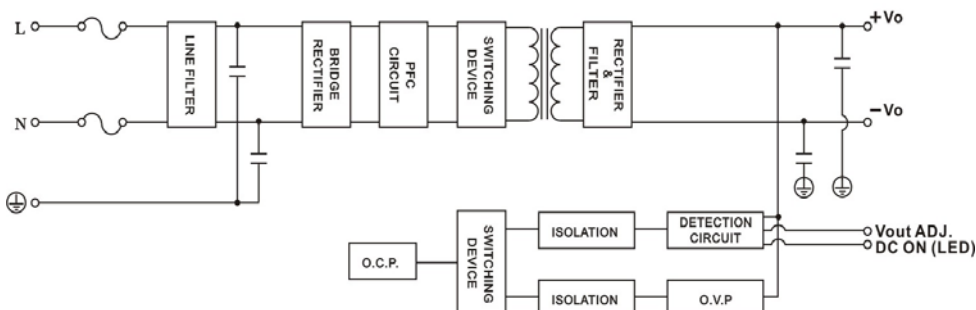
1. Ripple & Noise are measured at 20MHz of bandwidth with 0.1uF & 47uF parallel capacitor.
2. Strongly recommend to conduct this test with DC Voltage. If customer wishes to test with AC Voltage, please disconnect all Y-Capacitors from Arch power supply.
3. Derating may be needed under low input voltages. Please check the derating curve for more details.
4. Hold-up Time : 10ms at 32S output, 12ms for others output models.
5. **CAUTION: Double pole, neutral fusing. Disconnect mains before servicing.**  
**(ATTENTION : 2 poles avec fusible sur le neutre. Deconnecter le secteur avant intervention.)**

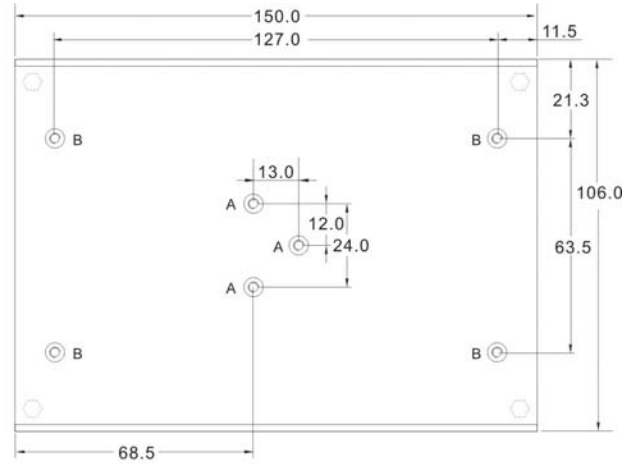
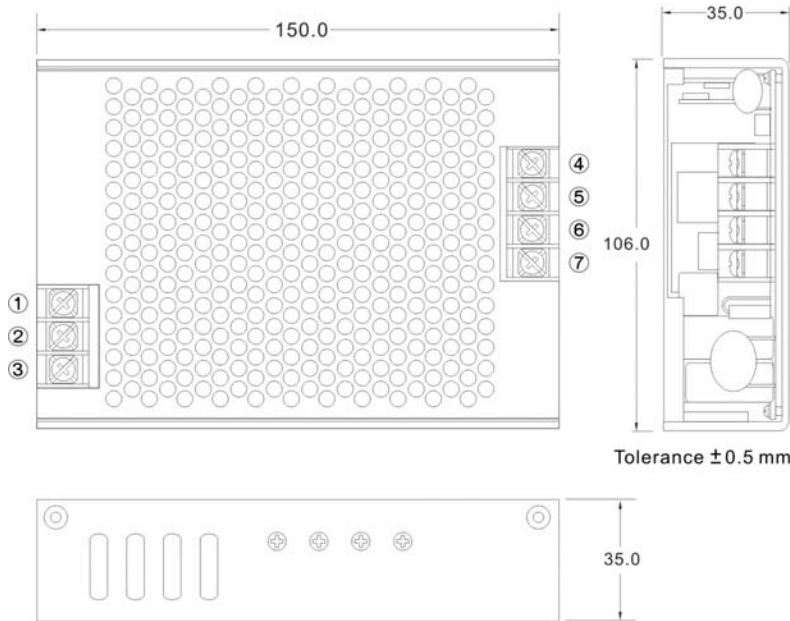
## DERATING



## BLOCK DIAGRAM

Single Output



**MECHANICAL DIMENSIONS ( Top View )**


A= For fixture to din rail kit/chassis only

A=M3x0.5P

B=For fixture to pcb/chassis only

B=M3x0.5P

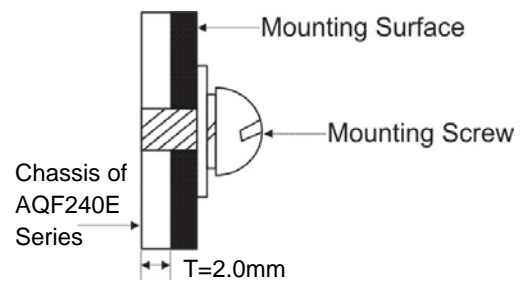
Torque:3±0.5 Kgf.cm

Brands		Terminal
PIN#	Single	
1	AC IN (L)	ANYTEK DG28S-B-03P
2	AC IN (N)	
3	FG	
4-5	+DC OUT	ANYTEK DG28S-B-04P
6-7	-DC OUT	

**ASSEMBLY INSTRUCTIONS**

\*U Case T=2.0mm

Customer is advised to screw into the threads no more than 2.0mm



**Din Rail Kit**

**AQF240E-DRK**

Tolerance  $\pm 0.5$  mm

A= For fixture to din rail kit /chassis only  
A=M3x0.5P  
B=For fixture to pcb/chassis only  
B=M3x0.5P  
Torque:3 $\pm$ 0.5 Kgf.cm

Din Accessory

**ASSEMBLY INSTRUCTIONS**  
\*U Case T=2.0mm  
Customer is advised to screw into the threads no more than 2.0mm

Brands		Terminal
PIN#	Single	
1	AC IN (L)	ANYTEK DG28S-B-03P
2	AC IN (N)	
3	FG	
4-5	+DC OUT	ANYTEK DG28S-B-04P
6-7	-DC OUT	